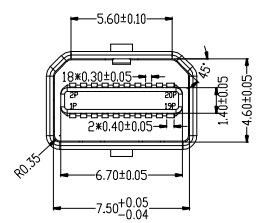
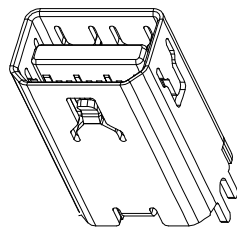


变更标记	日期	变更内容	签名	核准



Top Row			Bottom Row		
Pin Number	Signal Type	Pin Name	Pin Number	Signal Type	Pin Name
1	GND	GND	2	In	HotPlug Detect
3	Out	ML_Lane 0(p)	4	CONFIG	CONFIG1
5	Out	ML_Lane 0(n)	6	CONFIG	CONFIG2
7	GND	GND	8	GND	GND
9	Out	ML_Lane 1(p)	10	Out	ML_Lane 3(p)
11	Out	ML_Lane 1(n)	12	Out	ML_Lane 3(n)
13	GND	GND	14	GND	GND
15	Out	ML_Lane 2(p)	16	I/O	AUX_CH(p)
17	Out	ML_Lane 2(n)	18	I/O	AUX_CH(n)
19	GND	GND	20	PWR Out	DP_PWR

NOTES:

***Material**

Body and sheath: LCP+50%G.F UL94V-0 Color:Black
 Insert(Molding): LCP+30%G.F UL94V-0 Color:Black
 Contact: C7025;
 Plating: Gold plating over Nickel(40~80u")
 on contact area,Tin(100~250u")
 Plating on Solder Tail.
 Shell: Brass;
 Plating: Nickel(40~80u") Plating.

***Mechanical**

Insertion Force: 4.5Kg Max
 Withdrawal Force: 1.0~4.0Kg Min
 Durability: 10000 Cycles

***Electrical Specification**

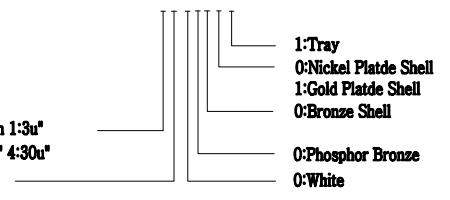
Current Rating: 0.5 Ampere per contact
 Contact Resistance: 30 mΩ max.
 Insulation Resistance: 100MΩ Min
 Dielectric Withstanding Voltage: 500V AC Min

***Environmental**

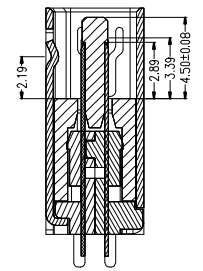
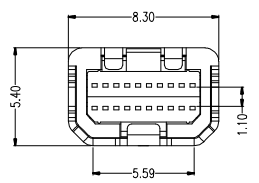
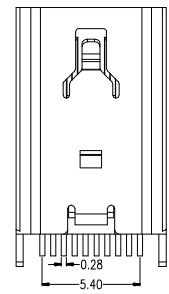
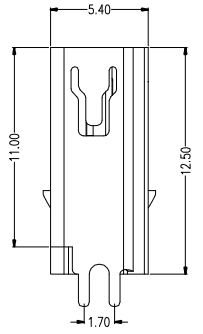
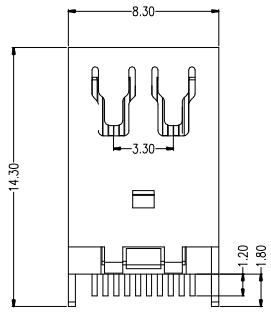
Operating Temperature: -40°c to +85°c.

***How To Order**

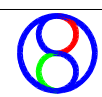
X0 000X 1



Gold 0:Flash 1:3u"
 2:5u" 3:15u" 4:30u"
 0: LCP



剖面 A-A



BossConn

未注公差		设计	品名规格		Mini DisplayPort 20F 夹板式	
X	±0.30	审核	料号	MDP-F-CN05	型号	
X.X	±0.20	核准	日期	2012-03-13	图号	
X.XX	±0.10	单位	比例	1:1	版次	A/1
X.XXX	±0.05	mm				
X° ±2° X.X° ±1°		④				